



PRIMARY

When preparing these lesson helps we follow the lesson outline in the [Come, Follow Me—For Primary: Doctrine and Covenants 2021](#). We will never vary from the doctrine taught in the lesson outline. It is important that you always read through the lesson and all of the suggested scriptures. Then read through the helps we have provided and pray about which activities will be the most beneficial to your children. As always follow the guidance of the Spirit. We have designed our lesson helps to help facilitate a lesson full of thought and discussion. In your preparation be sure to leave time for the children to share ideas, questions, and experiences!

This packet is divided into two sections: Younger Children and Older Children. It follows the same outline as the manual. Feel free to pick and choose what will work for the children you are teaching.

During this time of not being able to have Primary at the church building, we are now including two sets of instructions for each activity:



REMOTE LEARNING



HOME CENTERED

Look for these icons in the instructions next to each activity to know if it's for Remote Learning or Home Centered.

Our REMOTE LEARNING instructions will help you if you are a teacher and want to continue to minister to those you have been called to teach. Some ideas will include dropping off or emailing an activity with instructions, or it will include ideas on how to use that activity over an Online conference meeting. We have also included Lesson Cards/Coloring Pages at the end of this packet. These can be used to write your testimony/instructions/encouragement to the children you teach. This is a simple but effective tool to give to the children through email, text, or door drop off, along with any other activities from the packet that you'd like!

Our HOME CENTERED instructions include ideas on how to use each activity at home with your family. You can use these ideas along with the Come, Follow Me - For Individuals and Families manual. Or you could have a "Primary" class at home on Sundays with your children.

We know many families are having a hard time keeping their children engaged in lessons because of the varying ages of their children. We suggest keeping your lessons short when you have little children. Teach for about 5-10 minutes, then let your younger children do an activity/coloring page, while you continue to teach your older children/teens. Here are some more ideas:

- The Primary manual has a wonderful section called "Meeting the Needs of Younger Children." Use any of the ideas in that section for your little ones.
- If you have 3-6 year olds, keep the lessons short. Try to choose one activity to work on each day. Or spread it out through the day. Choose the black and white options and let your little ones color or paint!
- For Older Children, many ideas can be adapted for the children to work on independently.
- Have the children teach each other. (If you have older children/teens have them teach your younger children.)
- Divide into groups depending on age. Have Mom, Dad or Teen teach the younger children, while Mom or Dad is teaching the teenagers. Or teach the older children/teens after the little ones have gone to bed.
- Don't forget the reason you are teaching your children - to help them come closer to Christ. If your lesson doesn't go perfectly, don't stress. Take a moment to tell your children how much Jesus loves them. It may be as you're kissing them good night or helping them with their homework or riding in the car to soccer practice. If they feel Jesus's love for them today, then you did a wonderful job as a parent today!



COME, FOLLOW ME FOR PRIMARY DOCTRINE AND COVENANTS 29

“Jesus Christ Will Gather His People”

YOUNGER CHILDREN



Remote Learning: With the Younger Children, you probably won't be having Zoom calls. To help your students keep learning, we are allowing you to share these files with those in your class! For each of the following activities, print out pages needed for the children in your class. We have included instruction cards for you to cut up and include with your pages to your children. If you have time, write a little note on the back just letting your children know that you love them and miss them!

(If you're worried about cost, you can always send this lesson to your families through email, that way you're not using all of your ink. We have included JPGs so you can send them individual pages, instead of the entire lesson packet.)

When it's time for you to pass out your lesson or email it, send a quick text letting your children's parents know that you'll be dropping by their lesson for this week.

JESUS CHRIST WILL GATHER HIS PEOPLE BEFORE HE COMES AGAIN.

Doctrine and Covenants 29:1-2





Home Centered: Before your lesson today, cut out the hen and chicks. Hide the chicks around the room that you will be teaching your children in and set the hen aside.

To begin your activity, start with [this video](#) “Chicks and Hens”. Before you show the video, “Ask the children to listen for how the hen protects the chicks.” When the video is over ask your children about what they heard.

Read Doctrine and Covenants 29:1-2. Then show your children the image of the hen. Tell your children that you have hidden several chicks around the room, and that they need help being found.

Hand out the coloring page to your children. While they are coloring, share with the children how Jesus helps us when we gather to Him.



I CAN PREPARE TO MEET THE SAVIOR.

Doctrine and Covenants 29:2-11



Home Centered: Before your activity download the new “Gospel Kids” App.

Use the App to play “When He Comes Again” (Children’s Songbook, 82–83). If your children know the words, invite them to sing along. While listening or singing, invite your children to pay attention to the pictures shown and the words to the song.

When the song is over, ask your children how they felt while they were listening.

Pass out the color, cut, and glue activity. While your children are coloring, talk to your children about the different ways that we can prepare to meet the Savior. (Doctrine and Covenants 29:2–10)

End your lesson by sharing with your children how you feel about Jesus Christ coming to earth again.




ADDITIONAL LINKS

Home-Centered Singing included in our Home & Family Subscription, [found here](#).

LESSON REVIEW MONTHLY COLORING PAGES

These monthly coloring pages are a great way for the children to show their families what they learned in Primary! You can also choose to give them next week's page so they will know what to study for the upcoming week with their families. If you have inactive children, drop one off at their home after church each week!

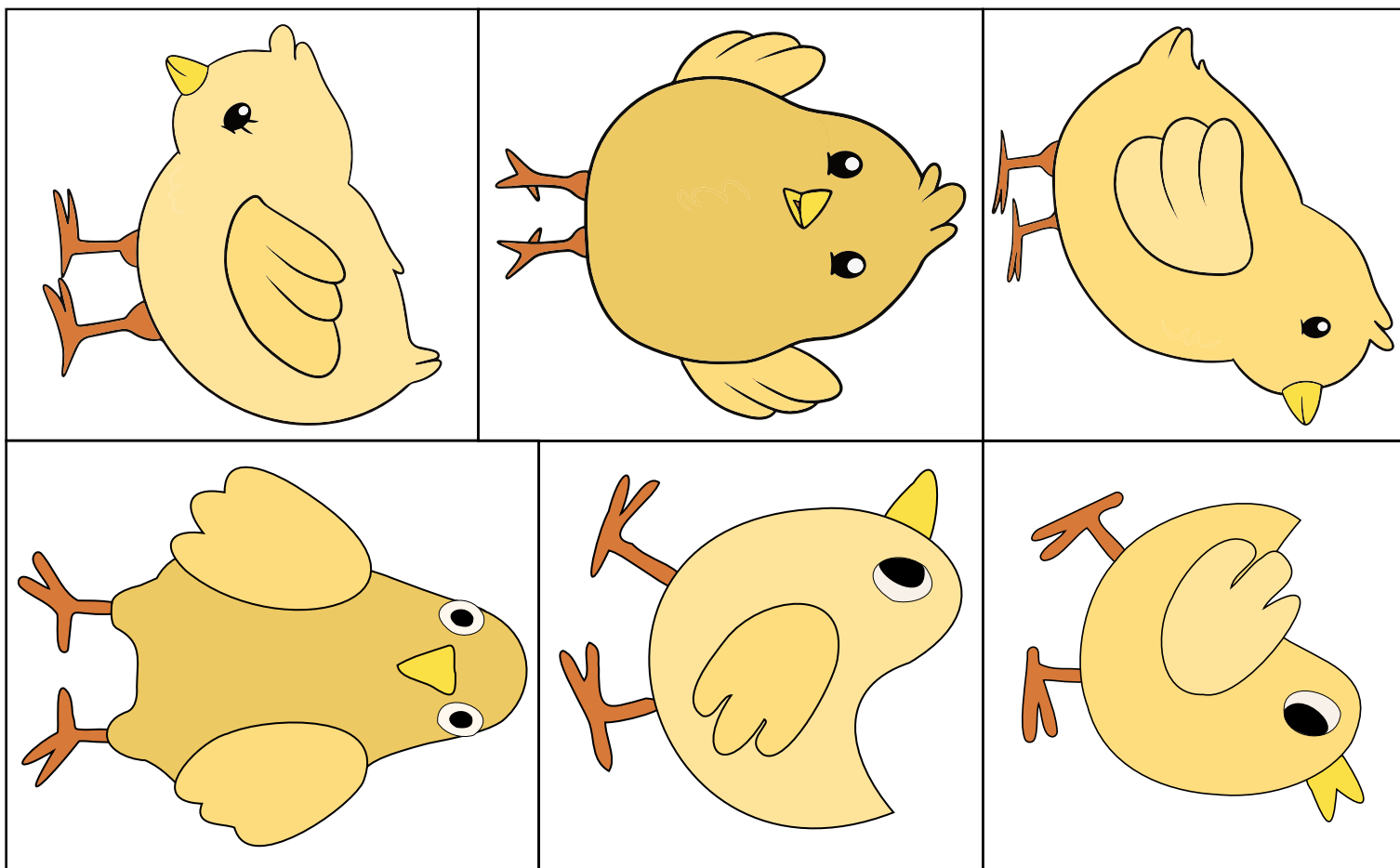

- We've included 2 versions - 4 week's on one page, and 1 week on one page. Choose what works best for your class.
- We have designed these to be really simple, but yet invite discussions at home. They are great for any aged child!










JPGS FILE

Click [here](#) to download the files as JPGs. This is a zip file that will automatically download to your computer. Please look in your "downloads" folder if you can't find it!

You will need to "unzip" the file to access the print-ables. The JPGs are a great option if you'd like to send an activity to your classes during this time of home church. The JPGs will be individual files, instead of all in one like the PDFs.










Help the Hen find her Chicks!



Doctrine and Covenants 29:1-2

Help the Hen find her Chicks!



Doctrine and Covenants 29:1-2

i can
PREPARE TO
MEET THE
SAVIOR.

PRAY


glad

Doctrine and Covenants 29:2-10.

gATHER

SiNG


PRAY



PRAY




SiNG



gATHER

March 29-April 4
Easter


What has Jesus
Christ done for
you?



"I Am He Who Liveth, I Am He Who Was Slain"


March 22-28
Doctrine and Covenants 29

How does
Jesus gather us
like “a hen
gathereth her
chickens”?



“Jesus Christ Will Gather His People”


March 22-28
Doctrine and Covenants 29



How does
Jesus gather us
like "a hen
gathereth her
chickens"?

"Jesus Christ Will Gather His People"


March 29-April 4
Easter



What has Jesus
Christ done for
you?

"I Am He Who Liveth, I Am He Who Was Slain"


April 5-11
Doctrine and Covenants 30-36



Why does
Heavenly Father
want you to open
your mouth and
share the gospel
with others?

"You Are Called to Preach My Gospel"

April 12-18
Doctrine and Covenants 37-40



How can
you be more
united as a
family?

"If Ye Are Not One Ye Are Not Mine"

PRiMARY at Home!

Parents: Here is a fun activity that you can do with your family at home this week! Before your lesson today, cut out the hen and chicks. Hide the chicks around the room that you will be teaching your children in and set the hen aside.

To begin your activity, start with the video "Chicks and Hens". Before you show the video, "Ask the children to listen for how the hen protects the chicks." When the video is over ask your children about what they heard.

Read Doctrine and Covenants 29:1-2. Then show your children the image of the hen. Tell your children that you have hidden several chicks around the room, and that they need help being found.

Hand out the worksheet to your children and ask them to help the momma hen find her chicks. While they are coloring, share with the children how Jesus helps us when we gather to Him.



Video



©LovePrayTeach

PRiMARY at Home!

Parents: Here is a fun activity that you can do with your family at home this week! Before your lesson today, cut out the hen and chicks. Hide the chicks around the room that you will be teaching your children in and set the hen aside.


To begin your activity, start with the video "Chicks and Hens". Before you show the video, "Ask the children to listen for how the hen protects the chicks." When the video is over ask your children about what they heard.

Read Doctrine and Covenants 29:1-2. Then show your children the image of the hen. Tell your children that you have hidden several chicks around the room, and that they need help being found.

Hand out the worksheet to your children and ask them to help the momma hen find her chicks. While they are coloring, share with the children how Jesus helps us when we gather to Him.



Video



©LovePrayTeach

PRiMARY at Home!

Parents: Here is a fun activity that you can do with your family at home this week! Before your lesson today, cut out the hen and chicks. Hide the chicks around the room that you will be teaching your children in and set the hen aside.

To begin your activity, start with the video "Chicks and Hens". Before you show the video, "Ask the children to listen for how the hen protects the chicks." When the video is over ask your children about what they heard.

Read Doctrine and Covenants 29:1-2. Then show your children the image of the hen. Tell your children that you have hidden several chicks around the room, and that they need help being found.

Hand out the worksheet to your children and ask them to help the momma hen find her chicks. While they are coloring, share with the children how Jesus helps us when we gather to Him.



Video



©LovePrayTeach

PRIMARY at Home!

Parents: Here is a fun activity that you can do with your family at home this week! Before your activity download the new "Gospel Kids" App.

Use the App to play "When He Comes Again" (Children's Songbook, 82–83). If your children know the words, invite them to sing along. While listening or singing, invite your children to pay attention to the pictures shown and the words to the song.

When the song is over, ask your children how they felt while they were listening.

Pass out the color, cut, and glue activity. While your children are coloring, talk to your children about the different ways that we can prepare to meet the Savior. (Doctrine and Covenants 29:2–10)

End your lesson by sharing with your children how you feel about Jesus Christ coming to earth again.



©LovePrayTeach

PRIMARY at Home!

Parents: Here is a fun activity that you can do with your family at home this week! Before your activity download the new "Gospel Kids" App.

Use the App to play "When He Comes Again" (Children's Songbook, 82–83). If your children know the words, invite them to sing along. While listening or singing, invite your children to pay attention to the pictures shown and the words to the song.

When the song is over, ask your children how they felt while they were listening.

Pass out the color, cut, and glue activity. While your children are coloring, talk to your children about the different ways that we can prepare to meet the Savior. (Doctrine and Covenants 29:2–10)

End your lesson by sharing with your children how you feel about Jesus Christ coming to earth again.



©LovePrayTeach

PRIMARY at Home!

Parents: Here is a fun activity that you can do with your family at home this week! Before your activity download the new "Gospel Kids" App.

Use the App to play "When He Comes Again" (Children's Songbook, 82–83). If your children know the words, invite them to sing along. While listening or singing, invite your children to pay attention to the pictures shown and the words to the song.

When the song is over, ask your children how they felt while they were listening.

Pass out the color, cut, and glue activity. While your children are coloring, talk to your children about the different ways that we can prepare to meet the Savior. (Doctrine and Covenants 29:2–10)

End your lesson by sharing with your children how you feel about Jesus Christ coming to earth again.



©LovePrayTeach